

Parts & Service Catalogue

Saskatchewan & Manitoba 2024



**SGI Authorized
Commercial Trailer Safety
Inspection Station**

(NOTE: NON-AIR BRAKE TRAILERS)

**Trailers and Ag Equipment
of all makes and models are
safe in the hands of Flaman's
Expert Service Technicians.**

SERVICES WE OFFER:

- Welding
- Wiring
- Brakes
- Deck Installs
- Deck Repairs
- Suspension Repairs
- Tire Change / Repair
- Bearing Services
- Custom Fabrication
- Wheel Alignment
- Enclosed Trailer Body Repairs
- After-Market Accessory Installs
- Ag Maintenance & Repair
- Trailer Rentals

Visit www.flamantrailers.com/service/ to book a service appointment

FLAMAN

TOWING & TRAILER ACCESSORIES



Bearing Kits

Keep your trailer running smoothly with preventative maintenance.
2,000 – 7,000 LB CAPACITY



Brake assemblies

Save time and money with a complete brake assembly.
3,500 – 7,000 LB CAPACITY



Brakes drums

For many makes and models of trailers.
2,200 – 7,000 LB CAPACITY



Couplers

Huge selection of couplers, various types.



Torflex Axles

Special Order Only

Reduces vibration and dampens bumps.
FROM 2,000 LB CAPACITY



Spring Axles

Special Order Only

Cost efficient and easy to replace.
FROM 2,000 LB CAPACITY



Suspension Parts

We carry a full line of suspension parts: shackles, springs and more.

Tires

If your vehicle needs some new rubber, we have a variety of bias ply and radial tires and rims for you to choose from.

Rims available in white and black



TRAILER ACCESSORIES



Coupler Lock

Keep your trailer safe from theft. Fits 1 7/8", 2" and 2 5/16" couplers.

PTJ290200



Wheel Lock

Lock your wheel to prevent theft. It's security for: trailers, cars, trucks and boats.

PTJ290901



D-Rings

Various types of D-rings available, such as swivel, recessed or weld-on.

PTM404605



E-Track

Makes a great adjustable hook up point. Gives you more options for tie downs.

PTM398100



Super Clamp Tie Down

A more versatile way to lock your skis down during transport. Quick, easy and secure.

PTF899100



Low Pro Grip Glides

Get extra traction and help keep your snowmobile straight when loading.

PTF613326 (20' total)



Super Glides

Protect the trailer deck from ski carbides and guide your sled when loading.

PTF899105



Lights

Many makes and models



Jacks

2,000 – 10,000 LB CAPACITY

Replacement jacks available for any make & model.

NTPEA2000



Balls & Ball Mounts

2-10" available to fit any trailer
6,000-12,000 LB CAPACITY



Incandescent & LED Lights

Low power and high efficiency
Many makes and models

**Various 5th Wheel
and Gooseneck Hitch
Options are Available**



TOWING & TIE-DOWNS

Secure your load



2" Ratchet Straps

2" x 20' HWG100220
2" x 27' HWG100227



2" Ratchet Straps w/ J Hook

2" x 20' HWG100221
2" x 27' HWG100228



2" Strap w/ Flat Hook

2" x 20' HWG100222
2" x 30' HWG100230



4" Flat Hook Ratchet

4" HWG100400



4" Strap w/ Flat Hook

4" x 20' HWG100420
4" x 30' HWG100430
4" x 40' HWG100440



4" Strap w/ O Ring

4" x 20' HWG100421
4" x 30' HWG100431
4" x 40' HWG100441



4" Strap w/ O Ring & Chain

4" x 20' HWG100422
4" x 30' HWG100432
4" x 40' HWG100442



Ratchet Load Binder

HEAVY DUTY
3/8" HWF220034



3/8" Load Binder

HWF220030

Load Binder Lock

HWF220038

Ratchet Load Binder

5/16" - 3/8" HWF220032



Magnetic Tow Lights

COMES WITH CARRYING CASE AND A 30' CORD

LED Heavy Duty
7' span between 2 lights
PTE432925



Save your tractor frame from damage

John Deere Tow Bars

20 Series HWF220620
30 Series HWF220630

R Series HWF220640
R Series w/ weight bar HWF220650



Rig-it Recovery System

FITS ANY 2" RECEIVER

19,000lbs. Load strength
HWF230325



2-PLY Tow Straps w/ Rings

6" x 30'	120,000 lbs	HWF230105
6" x 50'	120,000 lbs	HWF230110
8" x 30'	160,000 lbs	HWF230115
8" x 50'	160,000 lbs	HWF230120
10" x 30'	200,000 lbs	HWF230135
10" x 50'	200,000 lbs	HWF230140
12" x 30'	240,000 lbs	HWF230145
12" x 50'	240,000 lbs	HWF230150

4-PLY Tow Straps

8" x 30'	280,000 lbs	HWF230315
8" x 50'	280,000 lbs	HWF230320
10" x 30'	350,000 lbs	HWF230335
10" x 50'	350,000 lbs	HWF230340
12" x 30'	420,000 lbs	HWF230345
12" x 50'	420,000 lbs	HWF230350



2-PLY Tow Straps

2" x 20'	30,000 lb	HWF250220
2" x 30'	30,000 lb	HWF250230
3" x 30'	45,000 lb	HWF250330
3" x 50'	45,000 lb	HWF250350
4" x 30'	60,000 lb	HWF250430
4" x 50'	60,000 lb	HWF250450
5" x 30'	75,000 lb	HWF250530
5" x 50'	75,000 lb	HWF250550
6" x 30'	90,000 lb	HWF250630
6" x 50'	90,000 lb	HWF250650
8" x 30'	120,000 lb	HWF250830
8" x 50'	120,000 lb	HWF250850



Nylon Tow Rope

1" x 30'	40,000 lbs	HWF230005
1" X 50'	40,000 lbs	HWF230010
1 1/4" x 30'	80,000 lbs	HWF230015
1 1/2" x 30'	120,000 lbs	HWF230025
1 1/2" x 50'	120,000 lbs	HWF230030
1 3/4" x 30'	160,000 lbs	HWF230035
1 3/4" x 50'	160,000 lbs	HWF230040
2" x 30'	200,000 lbs	HWF230045
2" x 50'	200,000 lbs	HWF230050
2 1/2" x 50'	240,000lbs	HWF230060



Shackles

5/8"	35,750 lbs	3 1/4 T	HWF220040
3/4"	52,250 lbs	4 3/4 T	HWF220042
1"	90,750 lbs	8 1/2 T	HWF220044
1 1/4"	132,000 lbs	12 T	HWF220046
1 1/2"	187,000 lbs	17 T	HWF220050
1 3/4"	275,000 lbs	25 T	HWF220051
2"	385,000 lbs	35 T	HWF220052
2 1/2"	605,000 lbs	55T	HWF220053



Braided Tow Ropes

Limited Quantities

30 mm x 30'	25,000 lb	70 HP	HWF210330
30 mm x 50'	25,000 lb	70 HP	HWF210350
40 mm x 30'	56,000 lb	160 HP	HWF210430
40 mm x 50'	56,000 lb	160 HP	HWF210450
50 mm x 30'	85,000 lb	250 HP	HWF210530
50 mm x 50'	85,000 lb	250 HP	HWF210550
60 mm x 30'	120,000 lb	350 HP	HWF210630
60 mm x 50'	120,000 lb	350 HP	HWF210650
70 mm x 30'	160,000 lb	450 HP	HWF210730
70 mm x 50'	160,000 lb	450 HP	HWF210750
80 mm x 50'	200,000 lb	500 HP	HWF210850
90 mm x 50'	250,000 lb	600 HP	HWF210895



Chains Assemblies

G70 CHAIN W/ GRAB HOOKS

HWF220012 5/16 x 16'
HWF220015 3/8 x 16'

Chains Per Foot

HWF220006 5/16 G70
HWF220008 3/8 G70
HWF220010 1/2 G70



Clevis Slip Hook

HWF220016 1/4" G70
HWF220017 5/16" G70
HWF220018 3/8" G70
HWF220019 1/2" G70



Slip Hook w/ Latch

HWF220024 1/4 G70
HWF220025 5/16 G70
HWF220026 3/8 G70
HWF220027 1/2 G70



Grab Hook w/ Latch

HWF220028 1/4 G70
HWF220029 5/16 G70
HWF220030 3/8 G70
HWF220031 1/2 G70



Grab Hook

HWF220020 1/4 G70
HWF220021 5/16 G70
HWF220022 3/8 G70
HWF220023 1/2 G70

GRAB & GO KITS

Help minimize downtime with the small things.



The "OG" Grab & Go Kit

The Flaman Grab & Go kit is stocked with **over 6000 pieces of critical hardware**, so you won't be caught without the bits and pieces you need in the field.

Trailer Grab & Go Kits

Flaman now has 3 Trailer Grab & Go kits: **Light Duty, Standard Duty and Heavy Duty**. These kits are packed full of hardware from BE and Flaman to keep you moving.



PUMPS & ACCESSORIES

GPI Fuel Pumps

- GPI Hand Pump [HWFZ260005](#)
- 8 GPM 12v ez-8 with manual nozzle [HWF260008](#)
- 15 GPM 12v with auto nozzle [HWF260015](#)
- 20 GPM 12v with auto nozzle [HWF260020](#)
- 25 GPM 12v with auto nozzle & hose [HWF260025](#)
- 20 GPM 115v with auto nozzle [HWF260029](#)
- 35 GPM 115v with auto nozzle & hose [HWF260035](#)



Meter & Bushing

- GPI 1" fuel pump meter [HWFZ260615](#)
- Step up bushing 3/4" MPT x 1" FPT [HWFZ260648](#)



Diesel Fuel Tank Filter

- 10 Micron filter 1" UNF thread 25 gpm [HWF260512](#)
- 30 Micron filter 1" UNF thread 25 gpm [HWF260530](#)

Automatic Nozzles

- 3/4" SS Def auto nozzle [HWF260058](#)
- 3/4" Automatic unleaded nozzle [HWF260350](#)
- 1" Auto nozzle for diesel [HWF260360](#)



Fuel Tank Vent Cap

- 2" Vent cap [HWF264139](#)
- 2 1/2" Vent cap [HWF264140](#)



106 GAL Braber Diesel Transfer Tank

- 40 LPM / 10.6 GPM 12V open flow
- 45.5" x 32" x 27"
- Weight: 53 kg / 116 lbs
[HWF280022](#)

MASSLOAD AXLE PAD SCALE

Accurate portable weighing during seeding and harvest

SAVE MONEY

Even a small error in weighing can be costly. A farm scale can help you!



-40°C

Built for Canadian weather extremes

EASY TO SET-UP, EASY TO USE

Weigh your B Train in 90 seconds!

Easy to mount with 6" low profile platform

Can be used on gravel surfaces

Fully automatic - Single operator system

Fork lift portable for use in multiple locations

Made for temperature extremes -40° to +80°

Rugged Canadian made 26" super duty load cells

2 year load warranty / 4 year frame warranty

Wireless or remote solar power display options are available



ALL WEATHER DISPLAY

LARGE TIRE CHANGING SOLUTIONS

ONLY AT FLAMAN

Handle all your large tire changes the easy way!

Wheel Wrangler

Attaches to a front-end loader or forklift
HWF100004



High Clearance Sprayer Jack

In combination with the Wheel Wrangler quickly make tire changes.

12,000 lb. load multiple height adjustments
HWF100002



Eastwood Heavy Duty Equipment Jack

HWF100020



INVENTORY CLEAROUT

Lift-Ez Hydraulic Implement Hitch Jack

4,000 Max Capacity
HWF100015

THE HANDLER

**FROM 15 IMP GAL TO 196 GAL
2" TO 3" MODELS**

Easily batch mix dry or liquid chemical

Load directly from bulk containers with double venturi system

Direct induction system avoids waste & spillage

HANDLER I – 2"

15 US GAL HWF100100

HANDLER II

2" – 42 US GAL HWF100200

2" – 42 US GAL W/ 5.5 PUMP HWF100201 *Special Order*

3" – 42 US GAL HWF100203 *Special Order*

3" – 42 US GAL W/ 6.5 PUMP HWF100202 *Special Order*

HANDLER III

2" – 70 US GAL HWF100302 *Special Order*

2" – 70 US GAL W/ 5.5 PUMP HWF100301 *Special Order*

3" – 70 US GAL HWF100303

3" – 70 US GAL W/ 6.5 PUMP HWF100304

3" HD – 70 US GAL HWF100306

3" HD – 70 US GAL W/ 13 PUMP HWF100308

HANDLER IV

3" – 230 US GAL HWF100402 *Special Order*

3" – 230 US GAL W/ 6.5HP PUMP HWF100403

3" – 230 US GAL W/ 13HP PUMP HWF100404



1
Weatherproof, UV resistant black hose throughout.

2
Dedicated, venturi powered bulk suction line.

3
Exclusive double venturi for easy emptying of bulk containers.

4
3" seamless Handler bypass offers the highest volume bypass flow

5
Fresh water rinse line for equipment cleanup and line rinsing.

UPGRADED FEATURES

- A. Bolted fitting in the bottom of the tank for improved drainage.
- B. Possibility of leaks are reduced by the removal of threaded fittings on all wash, rinse and agitation lines.
- C. Increase in the size of the wash line connections from 3/4" to 1".



HANDLER I – 2"
15 imp gal
NO VENTURI



ANTI FOAM AGENT
HWF100090



TANK CLEANER
HWF100092

HANDLER II AND III COME WITH VENTURI AND RECIRCULATION KIT

CHEMBINE



CHEMBINE HOT TANK
1680 US GAL HWF100610



CHEMICAL MIXER

Incorporates all the features of a typical chemical mixer while dramatically improving the following areas:

- New knife design empties jugs with speed
- increased agitation
- rotary rinse and drain
- improved ergonomics and better stability
- Optional 6.5 HP or 13HP pump available

CHEMBINE MIXER

75 US GAL HWF100630

75 US GAL W/ 6.5 PUMP HWF100632

75 US GAL W/ 13 PUMP HWF100634

HOT TANK - 1680 US GAL

Reduce downtime by mixing your entire chemical ahead of time

- **Simple Operation:** With 2 three way valves to control all functions. Adds maximum speed and efficiency to your operation!
- **Agitation:** There are four agitators at the bottom of the tank that agitate and mix the tank.
- **Rotary Rinse:** There are two rotary rinse nozzles on the top of the tank that can be used to rinse the tank or mitigate foaming issues.

SPRAYERS

We have a wide range of sprayers for all your chemical spraying needs.



ENDURAPLAS

60 US GAL

UTV FIELD BOSS
HWG110161

60 USG UTV
FIELD BOSS SPRAYER

60 US GAL

FIELD BOSS XSTREAM
HWG110172

20' STEEL BOOM

HWG110422

100 US GAL

3PT SPRAYER WITH PTO
HWG110133

30' STEEL BOOM

EXTENSION KIT
HWG110431

16L AGRIEASE
BACKPACK SPRAYER



25 GAL WORKHORSE
ATV SPRAYER

WORKHORSE

25 gal Tow Behind Sprayer
HWG110121

25 gal ATV Boomless Nozzle
HWG110122

25 gal ATV Sprayer Nozzle
HWG110126

40 gal Tow Behind Sprayer
HWG110140

60 gal Tow Behind Sprayer
HWG110169

60 gal Utility Skid Mount
HWG110171

60 gal 3 Point Hitch
HWG110170

BE – AGRIEASE

2 L Hand Sprayer
HWG110002

6 L Hand Sprayer
HWG110006

8 L Hand Sprayer
HWG110008

9 L 12v Pull Sprayer
HWG110009

16 L Lithium Ion
Backpack Pull Type
HWG110010

16 L Portable Sprayer
HWG110014

16 L Backpack Sprayer
HWG110015

CHEM PUMPS



AG RUNNER CHEM PUMP

W/ SURE FLO METER
HWF100901



DURA-PUMP AUTO BATCH

HWF100915

*The dura
pump will
pump up to
55 liters per
minute.*



DURA-PUMP EASY CADDY

COMES W/ DURA METER
HWF100918

DURA METER W/ VITON SEAL

DP-3000V
HWF100906

DURA METER W/ AUTO BATCH

12V (VITON)
DP-3000V
HWF100919

ENGINES

**VANGUARD
CERTIFIED**

POWEREASE ENGINES

225cc IAA000506 / Manual start

420cc IAA000512 / Manual start

420cc IAA000515 / Electric start



POWEREASE 420cc
IAA000413

HONDA ENGINES

GX200 IAA000406 / Manual start

GX270 IAA000407 / Electric start

GX270 IAA000409 / Manual start

GX390 IAA000413 / Electric start

GX390 IAA000414 / Manual start

GX630 IAA000420 / Electric start with muffler

GX690 IAA000424 / Electric start with muffler



GX 390 HONDA
IAA000413

*See us about diesel engines for
your auger or conveyor*

Electric Stick On Heater

For conveyor and
auger engines
IAA001107




Engine Covers

SMALL IAA001100
LARGE IAA001101



**PUMPS MORE THAN 3 MILLION LITERS WATER
IN 15 HOURS USING ONLY 26 LITRES OF FUEL.**



850 US GAL / MIN
700 IMP GAL / MIN

OPTIONS: FUEL
TANK AND 400'
WARTHOG 6" HOSE

**HIGH IMPACT LPE
FLOATING BASE
IS DURABLE AND
LIGHTWEIGHT**

OPTIONAL FUEL TANK

**DURABLE STEEL ON STEEL
INTERNAL IMPELLER PARTS**

**QUICK CONNECT COUPLER INCLUDED FOR
EASY ASSEMBLY AND BREAKDOWN**

WARTHOG FLOATING PUMPS

LARGE VOLUME

If you need to move large volumes of water quickly and efficiently, the Warthog Pump is for you.

**5 HP KOHLER
SELF-PRIMING MOTOR**

**RUGGED &
COMFORTABLE
CARRY HANDLE**



Warthog Floating Pump WAP000500 / Fuel Tank WAP000517 / 400' Warthog 6" hose WAP000540

*Pacer Pump –
Polypropylene pump
with excellent durability,
strength & resistance to
chemicals.*

High Volume Pump



HONDA 2" POLY PUMP

6.5 HP - 154 GPM

WAP000054

WAP000055 *With protec seal!*

WAP000057 *With Powerease*

HONDA 3" POLY PUMP

6.5 HP - 265 GPM

WAP000056

WAP000065 *With protec seal!*

WAP000067 *With Powerease*



BE PUMPS

1" 2.5 HP - 42 GPM WAP000015

2" 7 HP - 158 GPM WAP000020

3" 7 HP - 264 GPM WAP000030

4" 15 HP - 422 GPM WAP000071

Comes with a 5 year warranty

*Cast aluminum
pump for heavy
duty applications.*

*Water or full trash
available Up to 1" solids*



4" HONDA WATER PUMP

13 HP - 580 GPM

WAP000069

4" HONDA FULL TRASH PUMP

13 HP - 580 GPM

WAP000066



1" HONDA BE PUMP

33 GPM WAP000017

HONDA 2" WATER PUMP

6.5 HP-158 GPM WAP000051

HONDA 3" WATER PUMP

6.5 HP - 264 GPM WAP000061

3" HYPRO PUMP HONDA GX390 W/ ELECTRIC START

13 HP - 440 GPM

54 PSI

125' total head

25' max suction lift

WAP000197

3" HYPRO PUMP POWEEASE W/ ELECTRIC START

15 HP

WAP000199





FILTER FLOAT

No need for waders when setting up your pump.

Filter floats utilize either a sand screen or super flow filter, and come in 2 sizes.



FILTER FLOAT FOR SUPER FLO 2" SANDSCREEN
WAP100500

FILTER FLOAT FOR 3" SANDSCREEN
WAP100510



PVC SAND SCREEN FILTER FOR WATER

2" WAP100462
3" WAP100463
4" WAP100464




SUPER-FLOW WATER FILTERS

2" WAP100420
3" WAP100430
Superflow Adapter Kit WAP100435

AIR SEEDER SUCTION HOSE

1", 1¼", 1½",
2", 2½", 3"
5" & 6" available for custom order



EPDM HOSE

1, 1¼, 2,
2½, 3, 4



Aluminum Shovels

Aluminum grain shovels
Fiberglass handle
28 INCH HWF120043
48 INCH HWF120090



Steel Shovels

Fiberglass handle
ROUND 48 INCH HWF120073
SQUARE 48 INCH HWF120074



Lay Flat Discharge Hose

1, 2, 3, 4 & 6 INCH

1" – 300' ROLL WAP100011
1½" – 300' ROLL WAP100015
2" – 300' ROLL WAP100020
3" – 300' ROLL WAP100030
4" – 300' ROLL WAP100040
6" – 300' ROLL WAP100060

Blue PVC DC Hose with Camlocks

2" – 50' ROLL WAP100025
2" – 100' ROLL WAP100026
3" – 50' ROLL WAP100035
3" – 100' ROLL WAP100036
4" – 50' ROLL WAP100045
4" – 100' ROLL WAP100046
6" – 100' ROLL WAP100062



FITTINGS

We have a Huge Selection of Plastic & Aluminum Fittings



FITTINGS
3/4" TO 3"



BANJO
MANIFOLD FITTINGS
3/4" TO 3"



BANJO
CAM LOCKS
3/4" TO 3"



BALL VALVES
3/4" TO 3"



ELBOWS
3/4" TO 3"



Y STRAINER
3/4" TO 3"



5', 8' & 10' HORIZONTAL BURIAL TANK

*Single & double compartment
1000 gal up to 34,000 gal
Extensions Available*



All tanks come with built in 36" riser

Additional risers available upon request

HOLDING & PUMPOUT BALL TANKS

*Holding 750 & 1100 gal
Pumpout 750 & 1000 gal*

CLASSIC SEED TREATER

35 L Tank
Mounts in minutes
HWF170900



WATER & STORAGE TANKS



UPRIGHT TANK

25 IMP gal

○ WAT160026
19"D X 30"H

50 IMP gal

○ WAT160051
29"D X 29"H



LOBE TANKS

**NARROW ENOUGH
TO FIT THROUGH
MOST DOORWAY**

600 IMP gal

○ WAT000603
30"W X 78"H X 97"L



UPRIGHT TANK

150 IMP gal

○ WAT000153
29"D X 66"H

200 IMP gal

○ WAT000200
29"W X 51"H X 48"L

310 IMP gal

○ WAT000310
29"W X 75"H X 48"L

500 IMP gal

○ WAT000500
48"D X 84"H

750 IMP gal

○ WAT000750
48"D X 116"H



VERTICAL TANK

1250 IMP gal

**15 LBS. RATING
3" BULKHEAD**
● WAT001251
87"D X 69"H
○ WAT001252
87"D X 69"H

1650 IMP gal

● WAT001650
88"W X 103"L X 69"H

1750 IMP gal

● WAT001750
87"D X 89"H

3400 IMP gal

● WAT003400
120"D X 98"H



TRANSPORT TANK

1075 imp gal

○ WAT001075
84"W X 36"H X 126"L
● WAT001076
84"W X 36"H X 126"L

1325 imp gal

○ WAT001325
84"W X 42"H X 136"L
● WAT001326
84"W X 42"H X 136"L

2100 imp gal

● WAT002120
90"W X 51"H X 157"L
○ WAT002122
90"W X 51"H X 157"L



TURTLE TANK

185 IMP gal

○ WAT100185
60"W X 28"H X 48"L

275 IMP gal

○ WAT100275
65"W X 32"H X 49"L

350 IMP gal

○ WAT100350
65"W X 37"H X 49"L



HIPPO LEG TANK

950 imp gal

● WAT000951
74"W X 48"H X 105"L
○ WAT000950
74"W X 48"H X 105"L



SMALL LEG TANK

35 IMP gal

○ WAT160030
19"D X 22"H X 30"L

55 IMP gal

○ WAT160055
24"D X 43"L

100 IMP gal

○ WAT160125
23"D X 33"L



LEG TANKS

300 IMP gal

SPECIAL ORDER
● WAT100301
38" D X 78" L
○ WAT100300
38" D X 78" L

500 IMP gal

SPECIAL ORDER
● WAT100503
49"D X 83"L
○ WAT100500
49"D X 83"L



LOW PROFILE WATER HAULING TANKS

**WILL FIT IN 6.6 FT
TRUCK BOX**

300 IMP gal

● WAT100307
48"W X 40"H X 60"L

600 IMP gal

● WAT100607
48"W X 49"H X 79"L



LOW PROFILE

160 IMP gal

○ WAT000160
47"W X 16"H X 81"L

230 IMP gal

○ WAT000230
47"W X 21"H X 81"L

420 IMP gal

○ WAT100420
56"W X 32"H X 72"L

600 IMP gal

○ WAT000600
78"W X 34"H X 91"L

875 IMP gal

○ WAT000800
89"W X 31"H X 100"L



**FERTILIZER RATED
TRANSPORT TANK**

1350 IMP gal

● WAT001354
80"W X 53"H X 126"L
○ WAT001350
80"W X 53"H X 126"L



LOAF TANK

100 IMP gal

○ WAT100100
24"W X 29"H X 49"L

200 IMP gal

○ WAT100200
30"W X 37"H X 60"L

FERTILIZER TANKS

TRANSPORT FERTILIZER RATED TANKS



FERTILIZER RATED TRANSPORT TANK

4500 US gal

● WAT102200
71"W X 72"H X 130"L

● WAT104500
95"W X 84"H X 179"L



FERTILIZER RATED TRANSPORT TANK

3180 US gal

○
92"W X 78"H X 144"L

●
95"W X 84"H X 179"L



FERTILIZER RATED TRANSPORT TANK

3180 US gal

● WAT103181
92"W X 76"H X 145"L

○ WAT103180
92"W X 76"H X 145"L

4200 US gal

● WAT104201
96"W X 84"H X 180"L

○ WAT104200
96"W X 84"H X 180"L

CONE BOTTOM VERTICAL FERTILIZER



COMES WITH TWO 3" BULK HEADS & BUILT IN TIE DOWNS

4400 US gal

○ WAT004415

VERTICAL FERTILIZER



COMES WITH TWO 3" BULK HEADS & BUILT IN TIE DOWNS

3000 US gal ENDURAPLAS

● WAT003005 / 100" D X 103" H

5000 US gal ENDURAPLAS

● WAT005005 / 120" D X 120" H

10,000 US gal ENDURAPLAS

● WAT010005 / 144" D X 178" H

VERTICAL FERTILIZER



INCLUDES 2"- 3" BULK HEADS

2580 IMP gal

● WAT002580 / 96" D X 111" H

4680 IMP gal

● WAT004680 / 116" D X 130" H

8300 IMP gal

● WAT008301 / 149" D X 163" H

Call to choose from a variety of other available tank sizes and shapes.



FREEFORM PORTABLE LIQUID STORAGE

WTT088030

- 8880 US Gal Double Cone Trailer
- 3" 6.5 HP Honda w/ Banjo Wet Seal Pump
- Two 4,440 US gal Tanks Rated at 20 lbs SG
- Powder Coated Frame
- Lighting Package Comes Standard
- Plumbed with 3" Hose, Banjo Valves, and Cam-Lock Couplers
- 2 5/16" Ball Hitch



MOBILE PRESSURE WASHER TRAILER

HWG134060

Trailer

- 5 x 10 Trailer with 12" Sides
- 6,000 lb Axle
- LED Lights & Spare Tire

Pressure Washer & Tank

- 4.0 GPM Pressure Washer
- 4000 PSI
- Honda GX390 13 HP with Electric Start
- 330,000 BTU Diesel Burner
- 300 gal Water Tank



Fire Suppression Combo

HWG119800

2" Portable High Pressure Pump

- 196CC Honda GX200
- 126 GPM / 85 PSI
- 50' Fire Hose with Nozzle
- 12' Suction Hose
- 300 gal Tank

Trailer

- 5 x 10 Trailer with 12" Sides
- 6,000 lb Axle
- LED Lights & Spare Tire

New portable fire fighting equipment designed for extreme conditions.



Wildland Series Firefighting Pumps

1.5" Portable High Pressure Pump

Honda GX200
26' Suction Lift
120' Total Lift
78 GPM
HWG119610

2" Fire Cart comes with 50' Hose

Honda GX200
26' Suction Lift
120' Total Lift
126 GPM
HWG119615



Scotty Firefighter



Foam Fast Applicator

8 GPM - 3/4 GHT, 6" Cartridge HWG119700
15 GPM - 3/4 GHT, 6" Cartridge HWG119710



Foam Fast Cartridges

6" - 4010-3 & 4010-MINI units, 3pk HWG119720
12" - 4010-15, 30 & 50 GPM, 3pk HWG119730



Foam Applicator

8 GPM - Set at 1% Foam HWG119740
15 GPM - Set at 1% Foam, 1 1/2" NPSH, W/1 Gal(5L) Jug HWG119750



6 Gal Bravo Backpack


with Water Hand Pump HWG119760

Flaman Firefighter

Skid-Mounted Fire Fighting Unit

- 150 IMP Gal tank
- 2" Aluminum Pump with Honda GX200
- 100' 3/4" 150 PSI Hose on an Industrial Cox Reel
- Scotty's Fire Nozzle with Foam Cartridge
- 48" wide Heavy 3/16" Powder-coated Steel Skid
- Fork Pockets

Designed and made in-house



*Safety First
Mount a fire fighter on
your grain cart*

H2O Fire Pro 35 GAL Fire Fighter

25' of hose with fire nozzle
12 volt pump
5 GPM
HWG119620



GX 160

225 CC

420 CC

ELECTRIC

Pressure Washers

GX390 HONDA
330,000 BTU

389 cc 4000 PSI 4.0 GPM
HWG134050

ELECTRIC POWEREASE 2000PSI 1.76GPM HWG134005

GX160 HONDA 225cc 2500PSI 2.3GPM HWG134010

GX200 HONDA 330,000 BTU 2700PSI 2.7GPM HWG134055

GX390 HONDA 390cc 4000PSI 4.0GPM HWG134040

GX390 HONDA 330,000 BTU 389cc 4000PSI 4.0GPM HWG134050

225CC POWEREASE 3100PSI 2.5GPM HWG134020

420CC POWEREASE 4000PSI 4.0GPM HWG134030



12000 WATT
GAS GENERATOR
SHOWN

Generators

Don't be left in the dark

A portable generator will provide recreational, job site or limited home standby power.

We have gas generators from 4200-12000 watts and a 3500 watt inverter generator that provides stable, clean power for sensitive equipment.



2100 WATT
GAS INVERTER
SHOWN

4200 WATT
Gas Generator
HWG135030

9000 WATT
Gas Generator
HWG135040

12000 WATT
Gas Generator
HWG135050

2100 WATT
Gas Inverter
HWG135010

3600 WATT
Gas Inverter
HWG135020



GX200 8 GAL HONDA

8 GAL GX200 HONDA
13.8CFM@90PSI
HWG136025

Air Compressors

Maintenance free and ultra quiet

5 GAL 2.5 HP
6.9 CFM@40PSI
HWG136020

30 GAL 3 HP
7CFM@40PSI
HWG136030



30 GAL

5 GAL



Frost Fighter

Diesel/Kerosene Heater 350,000 BTU
HWG161350



LB White Heaters

40 LPG Heater
40,000 BTU
Regulator
3/8" x 15' Hose
Thermostat w/ 25' electric cord
HWG160045

Diesel Kerosene Heaters
75,000 BTU HWG160075
125,000 BTU HWG160125
175,000 BTU HWG160175
210,000 BTU HWG160210

Diesel Kerosene
Indirect Heater
230,000 BTU HWG160230



Extension Cords

Triple Outlet

100 FOOT **PRO GLOW** HWG800100

Single Outlet

10' FOOT Block Heater Cord HWG801010

25 FOOT **PRO GLOW** HWG801025

50 FOOT **PRO GLOW** HWG801050



2-Stroke Fuel Oil

Keeping your ice auger running smoothly.

QUALITY 2-STROKE OIL
946 ML HWG001000
3.79 L HWG001102
19.9 L HWG001104

4-Stroke Fuel Oil

For 4-stroke powered machines such as lawn mowers

QUALITY 4-STROKE OIL
946 ML HWG001100
3.79 L HWG001112
19.9 L HWG001114



Citrus Hand Cleaner

4L WITH PUMP
HWG000100

Pressure Washer Soap

18.9L PAIL
HWG000110



12" Catch Cover

The tight fit keeps snow, dirt, and road salt out of your fish house when traveling over the toughest roads.

HWR200570

Hole Sleeve

4" HWR200573
9" HWR200574
18" HWR200575

Safety Cover

This safety cover rests in the catch cover ring and prevents objects from falling into the holes.

HWR200571



COMES W/ PIPE KIT

Wood Stove

Exceptional heat with little fuel, made of 20 gauge steel
HWR200548

Propane Stove

12,000 BTU
HWR200549

Keep ice shavings off the floor.



Slush Bucket

Eliminates wet, slippery fish house floors.
HWR200559

KOENDERS ICE FISHING SHACK

Molded sled bottom design, fits on the back of your truck with "U" bolts

One piece molded polyethylene design
Vents, open and close
Four pre-cut fishing holes with covers and seats.
Opening window on door, Lockable door



The Rattle Snake Reel



Multi-Flex Rod Holders



Ice Auger Cases

KOENDERS SLEDS

Other Sleds Available

We have a range of poly sleds for agricultural, industrial & recreation use.



Trapper Sled

Enclosed hull protects your gear
24"H x 24"W x 76"L
Lid can be a separate sled
Optional musher bar attachment

Sled w/ lid & hitch HWR200514
Musher bar HWR200515



Snow Tracker Sled

Capacity of 26 cu feet
Lid can be a separate sled
Optional musher bar attachment

Sled w/ Lid & hitch HWR200525
Musher bar HWR200526



Hunter Sled

Available in 6' or 8' lengths
Spring loaded hitch for extreme conditions
23" incline makes deep snow travel easy

6' Length w/ hitch HWR200516
8' Length w/ hitch HWR200520



Calf Sled with Leg Lock

Designed so the cow can see and smell her calf while it is safely in the sled. 20"D x 26"W x 56"L
HWR500110



KOENDERS DOCKS

Aluminum won't splinter, rust, or rot.

Modular 4x10 sections
Comes with aqua deck panel top
(5', 6', and 7' legs not included)

HWR200603
4' x 20' Roll in dock
Two screw jacks
Two standard 5' legs
Two wheels

HWR200600
4' x 20' Roll in dock
Four screw jack legs
Four wheels

HWR200611
8' x 10' Platform
Four screw jack legs
Four wheels

HWR200595
4' x 10' Aluminum dock and two standard 5' legs